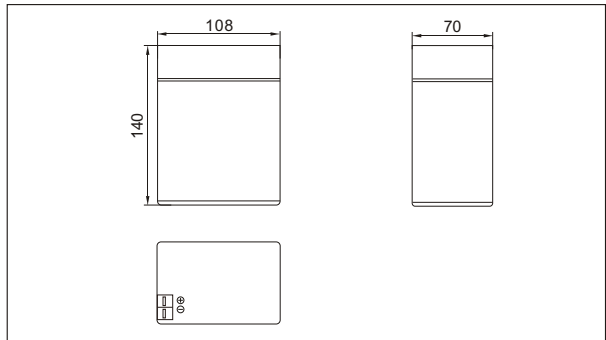


SG06140T1T2(6V14AH)



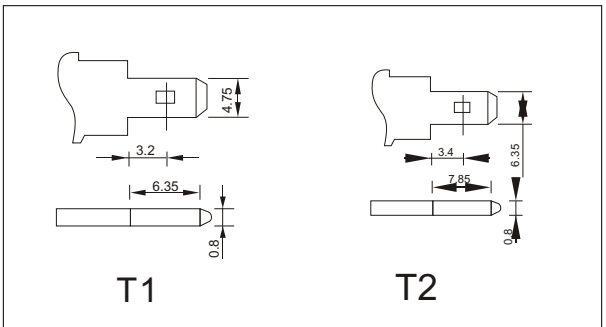
● Outer dimensions (mm)



● Specifications

Nominal Voltage		6 V
Rated capacity (20 hour rate)		14 Ah
Dimensions	Total Height	140 mm(5.55 inches)
	Height	140 mm(5.55 inches)
	Length	108 mm(4.25 inches)
	Width	70 mm(2.76 inches)
Weight Approx		2.3Kg(5.06lbs)

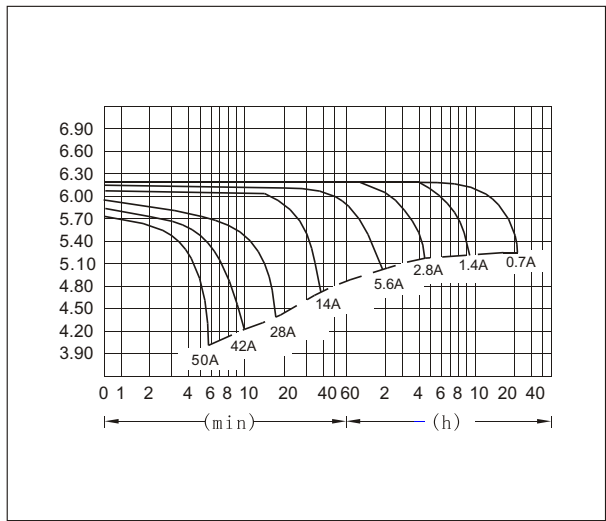
● Terminal Type (mm)



● Characteristics

Capacity 25°C(77°F)	20 hour rate(0.70A)	14.0 AH
	10 hour rate(1.29A)	12.9AH
	5 hour rate(2.4A)	12.0 AH
	1 hour rate(8.40A)	8.4 AH
	1.5 hour discharge to 5.25 V	6.0 A
Internal Resistance	Full charged Battery at 25°C(77°F)	12m Ω
Capacity affected by Temperature (20hour rate)	40°C(104°F)	102%
	25°C(77°F)	100%
	0°C(32°F)	85%
	-15°C(5°F)	65%
Self-Discharge at 25°C(77°F)	Capacity after 3 month storage	91%
	Capacity after 6 month storage	82%
	Capacity after 12 month storage	64%
Terminal		T1 T2
Charge (constant Voltage)	Cycle	Initial Charging Current less than 4.2A Voltage 7.20-7.35 V
	Float	Voltage 6.75-6.90 V

● Discharge Curves 25 °C(77°F)



Constant Current(Amp) and Constant Power(Watt) Discharge Table at 25 °C(77°F)													
Time		5min	10min	15min	30min	1h	2h	3h	4h	5h	8h	10h	20h
4.80V	A	50.4	33.0	24.5	16.1	8.4	4.90	3.61	2.89	2.46	1.62	1.32	0.72
	W	262	177	131	86.6	45.5	26.9	20.07	16.28	13.97	9.30	7.64	4.20
5.10V	A	46.2	31.6	22.5	15.3	7.9	4.70	3.50	2.80	2.41	1.59	1.30	0.71
	W	248	177	126	85.8	44.6	27.1	20.27	16.28	14.03	9.30	7.64	4.14
5.25V	A	42.1	29.5	21.0	14.8	7.6	4.61	3.44	2.66	2.40	1.58	1.29	0.70
	W	231	168	120	85.2	44.0	26.7	20.04	15.58	13.94	9.28	7.61	4.14
5.40V	A	40.4	28.2	19.6	14.4	7.4	4.49	3.38	2.61	2.28	1.53	1.25	0.68
	W	227	163	113	83.4	42.9	26.3	19.95	15.43	13.45	9.10	7.47	4.05
5.55V	A	37.4	26.6	18.2	14.0	7.1	4.38	3.21	2.57	2.18	1.49	1.23	0.67
	W	212	154	106	82.0	41.7	25.9	19.05	15.28	12.98	8.95	7.41	4.03